



Socrative User Guide

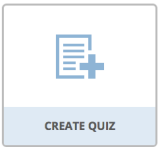
Teacher Instructions:

You must first create a Socrative teacher account by going to www.socrative.com

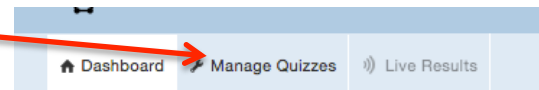
Note: Socrative is limited to 50 users per activity. You must have at least two devices to participate.

Teacher Instructions for creating and running items:

*Create a quiz



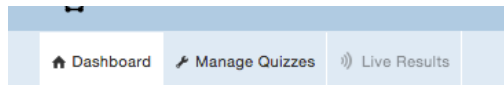
1. From the control center, click 'Manage Quizzes'
2. Click 'CREATE QUIZ'
3. Choose the question type and follow the on-screen instructions.



- a. Name your quiz
 - b. Decide on the question type (Multiple Choice, T/F, or Short Answer)
4. Scroll down to add another question (you can create a quiz with multiple types of questions)
 5. When you have finished creating your

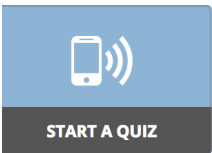


- quiz, click 'SAVE'
6. You are back to the 'My Quiz' page
7. Click 'Dashboard'



Room Number

*Running a Quiz



1. Go to www.socrative.com and log into your teacher account
2. Click "START A QUIZ"
3. Choose the quiz you want to start from the list of quizzes.
4. Decide if you want the quiz to be 'STUDENT PAGED-IMMEDIATE FEEDBACK', 'STUDENT PAGED-STUDENT NAVIGATION', OR TEACHER PAGED
5. There are additional settings you can decide on
6. Click 'START'

WHAT TYPE OF QUIZ ARE YOU STARTING?

STUDENT PAGED - IMMEDIATE FEEDBACK	STUDENT PAGED - STUDENT NAVIGATION	TEACHER PAGED
------------------------------------	------------------------------------	---------------

Students receive immediate right/wrong feedback and explanations after they answer each question. Students answer questions in order and cannot skip or change their answers. You are able to monitor their progress via a Live Results Table.

ADDITIONAL SETTINGS

No Disable Student Names

No Randomize Question Order

No Randomize Answer Order

No Disable Student Feedback

START



QUICK QUESTION

*Quick Question

1. Log into your teacher account on www.socrative.com
 2. Click 'QUICK QUESTION'
 3. Click the type of question you will ask 'MULTIPLE CHOICE', 'TRUE/FALSE', OR 'SHORT ANSWER'
 4. Students must be sign in using your room login code
 5. Wait for the students to respond from their devices
 6. As students respond you will see their response and how many students responded on your device
 7. When the responses have been submitted you may either select another question type to ask or click 'FINISH'
- *NOTE:** With the 'SHORT ANSWER' you will be asked to write in the question (optional), NUMBER OF RESPONSES PER STUDENT, and STUDENT NAME
8. When all questions have been asked click 'FINISH'

Room: **55A1A7BB**



SPACE RACE

*Running a Space Race Game

1. Log into your teacher account on www.socrative.com
2. Click 'SPACE RACE'
3. You will then be prompted to
 - a. 'SELECT A QUIZ' from a drop-down list of the quizzes you have previously created
 - b. 'NUMBER OF TEAMS' from a drop-down list
 - c. 'Auto-assign teams' or 'Student-select teams' from a drop-down list
 - d. Select the figure for your race from a drop-down list

SELECT A QUIZ

NUMBER OF TEAMS

Auto-assign teams

Unicorn

4. Click 'START'
5. When the students have responded, click 'FINISH'
6. You will then be prompted to click 'Get Reports', 'View Chart' or 'To Dashboard'

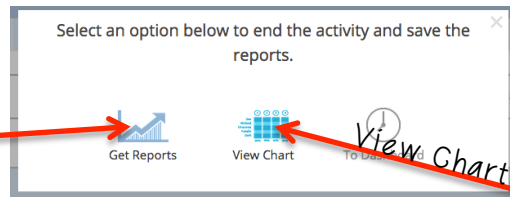
***NOTE:** Students will watch their figure move ahead in the race with every correct answer.



EXIT TICKET

*Running an Exit Ticket

1. Log into your teacher account on www.socrative.com
2. Click 'EXIT TICKET'
3. Students will answer the following questions:
 - a. How well did you understand today's material?
 - b. What did you learn today?
 - c. Please answer the teacher's question
4. When the students have responded, click 'FINISH'
5. You will then be prompted to click 'Get Reports', 'View Chart' or 'To Dashboard'



*Getting Reports/View Charts

~Getting Reports:

1. You decide which type of report(s) you would like.
 - a. Whole Class Excel
 - b. Individual Student(s) PDF
 - c. Question Specific PDF

Whole Class Excel:

Exit Ticket Quiz
Thursday, December 18 2014 10:16 AM
Room: 55a1a7bb

Common Core Tags:

Student Names	Total Score (0 - 100)	Number of correct answers	How well did you understand today's material?	What did you learn in today's class?	Please answer the teacher's question.
Class Scoring	0.0%	0.00	0.0%	0.0%	0.0%

Individual Student(s) PDF

Question Specific PDF

socrative
by MasteryConnect

Name: Shannon
Quiz name: Untitled Quiz

Date: 05/01/2015
Score: 50%

1. Name

✓ Shannon
 Erin

2. you are 10.

✗ True
 False

socrative
by MasteryConnect

Quiz name: Untitled Quiz
Question with Most Correct Answers: #1
Question with Fewest Correct Answers: #2

Date: 05/01/2015
Total Questions: 2

1. Name

1/1 Shannon
0/1 Erin

2. you are 10.

0/1 True
1/1 False

2. You decide how you would like your report(s).



- a. E-mailed
- b. Download



~Viewing Charts

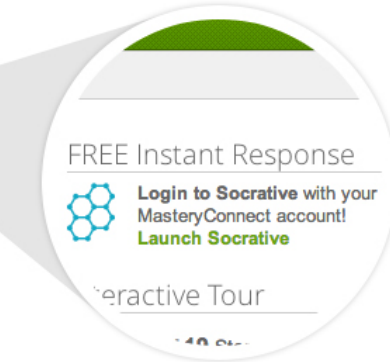
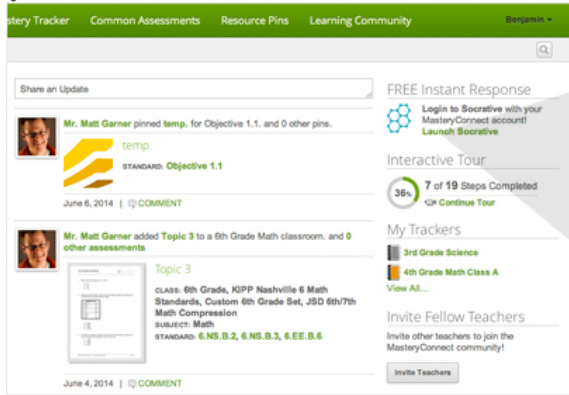
Untitled Quiz - Fri May 01 2015

Name	A-Z	Score	#1	#2
Shannon		50%	A	False
Class Total		100%	0%	

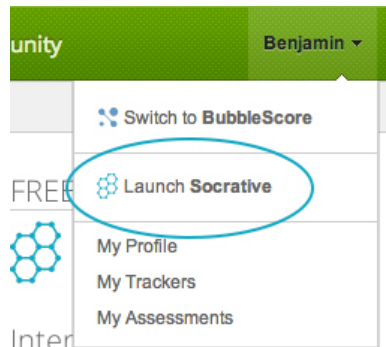
Click on Question #s or Class Total %s for a detailed question view

*Using MasteryConnect to initiate Socrative

1. From your home page select 'Launch Socrative' located to the right of your newsfeed



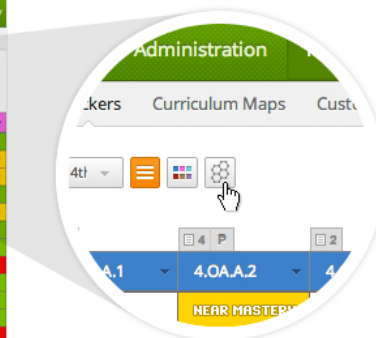
2. In the Top Navigation, click on 'your name', from any MasteryConnect page



3. From your 'MasteryTracker' by clicking on those awesome Socrative Hexagons

A screenshot of the MasteryTracker interface. The top navigation bar includes 'Administration', 'Mastery Tracker', 'Common Assessments', 'Resource Pins', and 'Learning Community'. Below the navigation, there are tabs for 'Trackers', 'Curriculum Maps', 'Custom Standards', and 'Report Cards'. The main area shows a 'Tracker List' for '4th Grade Math Class A.40'. A table lists students and their mastery levels for various standards.

Students	4.OA.A.1	4.OA.A.2	4.OA.A.3	4.OA.B.4	4.OA.C.5	4.NF.A.1
Bender, Briana	87%	NEED MASTERY				NEED MASTERY
Binamon, Jacob	87%	NEED MASTERY				NEED MASTERY
Birnshtoft, Ann	100%					NEED MASTERY
Case, Marilyn	100%					NEED MASTERY
Craigrove, Andr...	87%	REPRODUCTION				NEED MASTERY
Davies, Madison	87%	NEED MASTERY				NEED MASTERY
Engle, Joshua	100%	NEED MASTERY				NEED MASTERY
Farsane, Adam	100%					REPRODUCTION
Fox, Ben	100%					NEED MASTERY
Gale, Phillip	100%					NEED MASTERY
Hardman, Helma	100%					NEED MASTERY
Hart, Justin	100%					REPRODUCTION
Hirward, Emily	100%					NEED MASTERY



*If you already have a Socrative account, then you'll launch directly into your current room, which houses all your Socrative content

SUGGESTED WAYS TO USE SOCRATIVE IN THE CLASSROOM:

1. *Pre-assessment*
2. *Post-assessment*
3. *Exit ticket*
4. *Collect background knowledge*
5. *Reflection*
6. *Visual data*
7. *Snap shots of students' understanding*
8. *Voting on best responses (Voice)*
9. *Reflection*
10. *Create a parent survey to collect contact information*



Student Instructions:

Students will not need to create an account. Students just need the Teacher's Room Code.

***Quiz-Based Activities**

TEACHER PACED~

1. Launch the 'SOCRATIVE STUDENT GLICKER' app or go to www.socrative.com and click 'Student Login'
2. Enter 'Teacher's Room Code' and click 'JOIN ROOM'
3. Enter your name when prompted and click 'SUBMIT'
4. Wait for your teacher to send the next question
5. Complete one of the following:
 - a. For 'MULTIPLE CHOICE' and 'TRUE/FALSE' questions, click your answer when prompted by the screen and click 'DONE'
 - b. For 'SHORT ANSWER' questions, enter your answer into the 'SUBMIT RESPONSE' field and click 'SUBMIT'
6. Click 'FINISH' when finished with quiz
7. Click 'LOG OUT' when prompted by the teacher

STUDENT PACED~

1. Launch the 'SOCRATIVE STUDENT GLICKER' app or go to www.socrative.com and click 'Student Login'
2. Enter 'Teacher's Room Code' and click 'JOIN ROOM'
3. Enter your name when prompted and click 'SUBMIT'
4. Complete one of the following:
 - a. For 'MULTIPLE CHOICE' and 'TRUE/FALSE' questions, click your answer when prompted by the screen and click 'NEXT QUESTION'
 - b. For 'SHORT ANSWER' questions, enter your answer into the 'SUBMIT RESPONSE' field and click 'SUBMIT'
5. Click 'FINISH QUICK QUIZ' or 'LET ANOTHER STUDENT' when finished with quiz
6. Click 'LOG OUT' when prompted by the teacher

***Quick Question**

1. Launch the 'SOCRATIVE STUDENT GLICKER' app or go to www.socrative.com and click 'Student Login'
2. Enter 'Teacher's Room Code' and click 'JOIN ROOM'
3. Complete one of the following: (Note: Your teacher will ask you the question)
 - a. For 'MULTIPLE CHOICE' and 'TRUE/FALSE' questions, click your answer when prompted by the screen
 - b. For 'SHORT ANSWER' questions, enter your answer into the 'SUBMIT RESPONSE' field and click 'SUBMIT'
4. Click 'LOG OUT' when prompted by the teacher

***Space Race Game**

1. Launch the 'SOCRATIVE STUDENT GLICKER' app or go to www.socrative.com and click 'Student Login'
2. Enter 'Teacher's Room Code' and click 'JOIN ROOM'
3. Enter your name as prompted and click 'SUBMIT'
4. Answer the questions when prompted
5. Click 'NEXT QUESTION' to move to the following question
6. Click 'FINISH SPACE RACE' after the last question
7. Click 'LOG OUT' when prompted by the teacher

***Exit Ticket**

1. Launch the 'SOCRATIVE STUDENT GLICKER' app or go to www.socrative.com and click 'Student Login'
2. Enter 'Teacher's Room Code' and click 'JOIN ROOM'
3. Enter your name as prompted and click 'SUBMIT'
4. Complete the following questions:
 - a. How well did you understand today's material?
 - b. What did you learn today?
 - c. Please answer the teacher's question
5. Click 'FINISH EXIT TICKET' or 'LET ANOTHER STUDENT TAKE THE EXIT TICKET' after the last question
6. Click 'LOG OUT' when prompted by the teacher