

Kahoot!

Kahoot is an engaging web-based app that can be used for pre-assessment, post-assessment, class polls, even as a project for students.



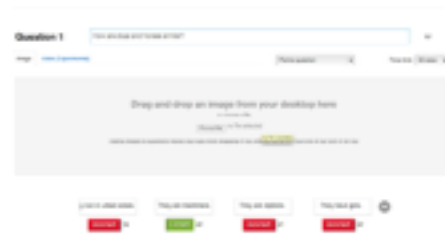
Below is an overview of how to get started and make a quiz with Kahoot!

Kahoot!

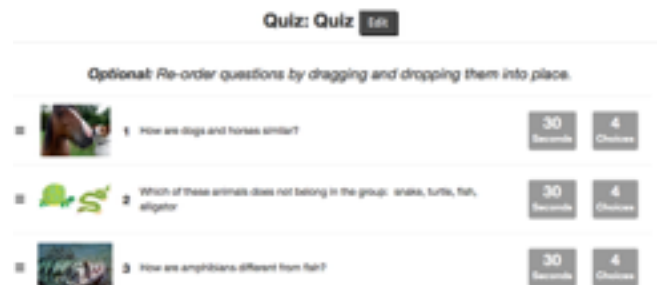
1. Go to getkahoot.com. Begin by creating a free account or sign in if you already have an account. Once you sign in or create your account, you can decide if you want to make a quiz, make discussion questions, or create a survey at the bottom of your homepage. At the bottom of the page, click on one of the three symbols to start creating your assignment.



2. Now, it's time to make a name for your quiz, discussion question, or survey. I decided to create a quiz. At the bottom of the homepage type in the title you would like to use. Since I made a quiz, I typed the question in the upper left hand corner where it says question 1. Then you can type the answers for the students to choose from at the bottom of the page.



3. Once you have selected the answers the students will pick from, set the correct answer and a time limit for the question. Now, go to the bottom right hand corner, and click next question. You will repeat the same steps explained above for as many questions you would prefer. You may choose to add an image to each quiz question.

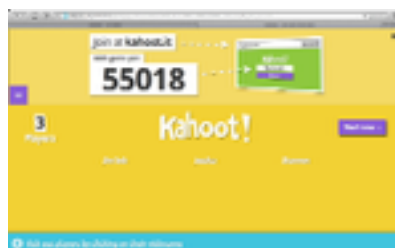


4. Go to the bottom right of the page, and click Next: Reorder questions. If you are pleased with the order of your quiz questions, then go to the bottom right hand corner and click Next: Settings.

5 Now, decide what language you would like to use, privacy settings, and primary audience. Also, you can decide the difficulty level in the middle of the page. In the bottom right hand corner, click on the green box that says Next. (It is optional to insert a cover image. Once you have decided to use a cover image or not, go to the bottom right hand corner and click done.)



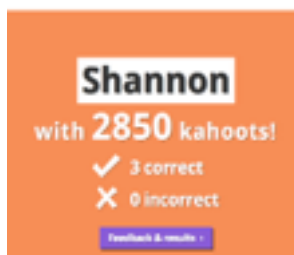
6 Now, the quiz has been created and it's time for the students to get involved! Students will go to kahoot.it, enter the game code on your screen and tap Launch. The quiz questions will be displayed on the SMART board. Students will see the answer choices on their iPads. Students will chose the answer on their iPad.



9 Once the game is over, it will display the final score between players. Choose "Feedback" for student to rate the kahoot.



And the winner is...



Students will see their results on their own device.

Choose "download results" to get a spreadsheet of student scores.

STUDENT	CORRECT ANSWERS	INCORRECT ANSWERS	SCORE	How are dogs and horses similar?	animals does not belong in the group.	How are amphibians different from fish?
Shannon	3	0	2850	They are mammals.	fish	Amphibians breathe both but fish always have gills.
Jimmy	2	1	1807	They are mammals.	snake	Amphibians breathe both but fish always have gills.
Joe	2	1	1784	They have gills.	fish	Amphibians breathe both but fish always have gills.